



8165 E Kaiser Blvd. Anaheim, CA 92808  
 p. 714.282.2270  
 f. 714.676.5558

Report No: L111407106

Date: 12/9/2014



NVLAP LAB CODE 200927-0

**Report No:** L111407106

**Report Prepared For:** Cast Lighting  
 1120-A Goffle Rd., Hawthorne, NJ., 07506

**Model Number:** CCW270

**Test:** Electrical and Photometric tests

**Standards Used:** Appropriate part or all test guidelines were used for test performed:  
*IESNA LM79: 2008* Approved Methods for Electrical and Photometric Measurements of Solid-State Lighting Products  
*ANSI NEMA ANSLG C78.377: 2008* Specification of the Chromaticity of Solid State Lighting Products  
*ANSI C82.77:2002:* Harmonic Emission Limits-Related Quality Requirements for Lighting Equipment

**Description of Sample:** Client submitted the sample. Catalog number is CCW270 . Received in working and undamaged condition. No modifications were necessary.

**Testing Condition:** Fixture is tested with no special conditions.

**Sample Arrival Date:** 12/4/14

**Date of Tests:** 12/8/14 - 12/9/14

**Seasoning of Sample:** No seasoning was performed in accordance with IESNA LM-79.

**Equipment List**

Equipment Used	Model No	Stock No	Calibration Due Date
Chroma Programmable AC Source	61604	PS-AC02	--
Yokogawa Digital Power Meter	WT210	MT-EL06-S1	01/04/15
Xitron Power Analysis System	2503AH	MT-EL01	01/09/15
BK Precision DC Power Supply	1747	PSDC-04	01/08/15
Fluke Digital Thermometer	52k/J	MT-TP02-GC	01/04/15
LLI Type C Goniophotometer System	RMG-C-MKII	CD-LL04-GC	--
LLI 2M Sphere	2MR97	CD-SN03-S2	--
LLI Spectroradiometer	SPR-3000	MT-SC01-S2	Before Use

\*All Results in accordance to IESNA LM-79-2008: Approved Method for the Electrical and Photometric Testing of Solid-State Lighting.

**Test Summary**

<b>Manufacturer:</b>	Cast Lighting
<b>Model Number:</b>	CCW270
<b>Driver Model Number:</b>	N/A
<b>Total Lumens:</b>	164.02
<b>Input Voltage (VAC/60Hz):</b>	12.00
<b>Input Current (Amp):</b>	0.40
<b>Input Power (W):</b>	4.33
<b>Input Power Factor:</b>	0.90
<b>Current ATHD @ 12V(%):</b>	45%
<b>Current ATHD @ 277V(%):</b>	N/A
<b>Efficacy:</b>	38
<b>Color Rendering Index (CRI):</b>	82
<b>Correlated Color Temperature (K):</b>	2758
<b>Chromaticity Coordinate x:</b>	0.4567
<b>Chromaticity Coordinate y:</b>	0.4124
<b>Ambient Temperature (°F):</b>	77.0
<b>Stabilization Time (Hours):</b>	0:50
<b>Total Operating Time (Hours):</b>	2:01
<b>Off State Power(W):</b>	0.00


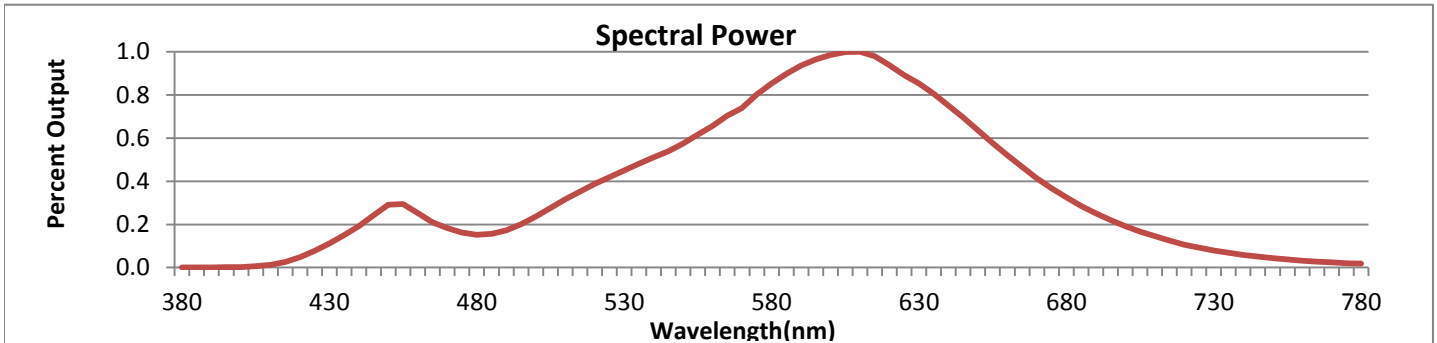


FIG. 1 LUMINAIRE

\*All Results in accordance to IESNA LM-79-2008: Approved Method for the Electrical and Photometric Testing of Solid-State Lighting.



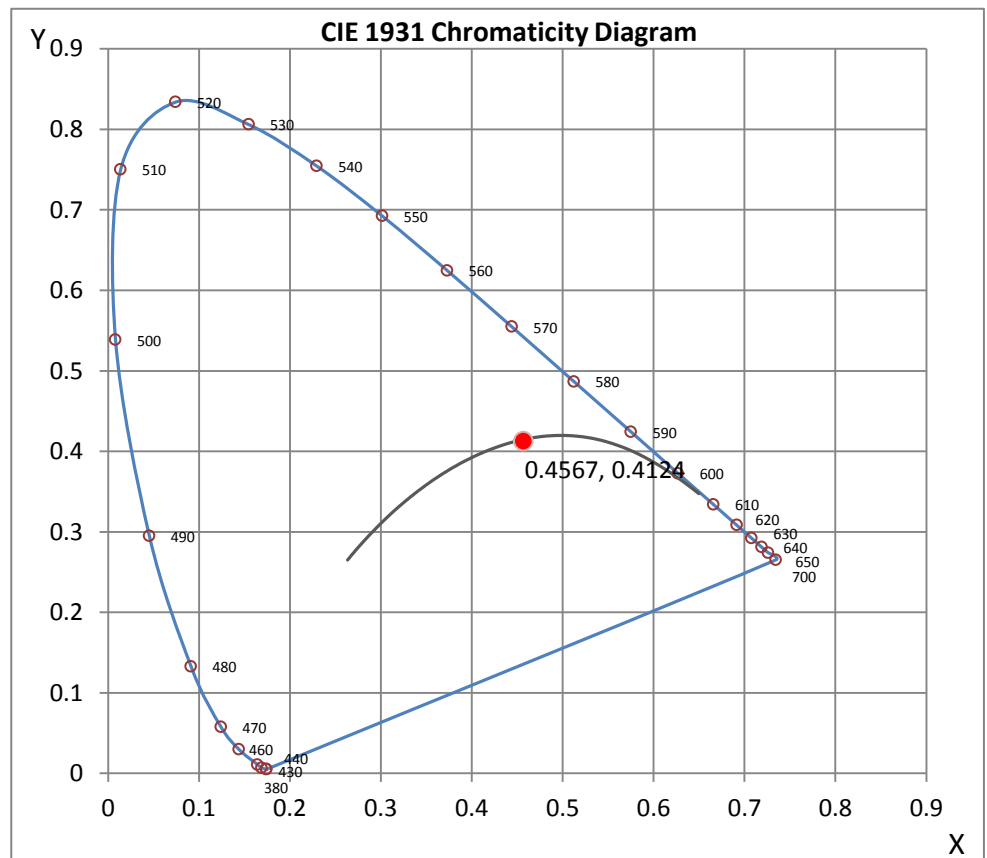
Wavelength	W/m <sup>2</sup> nm	440	0.1913	510	0.3165	580	0.8533	650	0.6367	720	0.1060
380	0.0009	450	0.2915	520	0.3873	590	0.9365	660	0.5209	730	0.0795
390	0.0009	460	0.2523	530	0.4506	600	0.9861	670	0.4137	740	0.0588
400	0.0026	470	0.1831	540	0.5109	610	1.0000	680	0.3252	750	0.0433
410	0.0126	480	0.1521	550	0.5755	620	0.9383	690	0.2517	760	0.0316
420	0.0477	490	0.1728	560	0.6557	630	0.8538	700	0.1923	770	0.0237
430	0.1118	500	0.2366	570	0.7394	640	0.7519	710	0.1456	780	0.0176

**CRI & CCT**

x	0.4567
y	0.4124
u'	0.2597
v'	0.5276
CRI	81.70
CCT	2758
Duv	0.00095

**R Values**

R1	79.68
R2	89.48
R3	97.16
R4	79.30
R5	79.00
R6	86.74
R7	83.36
R8	58.93
R9	8.75
R10	75.55
R11	77.26
R12	70.56
R13	81.68
R14	98.43



\*All Results in accordance to IESNA LM-79-2008: Approved Method for the Electrical and Photometric Testing of Solid-State Lighting.

## Test Methods

### Photometric Measurements - Goniophotometer

A Custom Light Laboratory Type C Rotating Mirror Goniophotometer was used to measure candelas(intensity) at each angle of distribution as defined by IESNA for the appropriate fixture type.

Ambient temperature is set to 25°C and is measured from the center of the fixture, within 1ft from the outside of the fixture. Temperature is maintained at 25°C throughout the testing process and the sample is stabilized for at least 30mins and longer as necessary for the sample to achieve stabilization.

Electrical measurements are measured using the listed equipment.

### Spectral Measurements - Integrating Sphere

A Sensing Spectroradiometer SPR-3000, in conjunction with Light Laboratory 2 meter integrating sphere was used to measure chromaticity coordinates, correlated color temperature(CCT) and the color rendering index(CRI) for each sample.

Ambient temperature is set to 25°C and is measured from the center of the fixture, within 1ft from the outside of the fixture. Temperature is maintained at 25°C throughout the testing process and the sample is stabilized for at least 30mins and longer as necessary for the sample to achieve stabilization.

Electrical measurements are measured using the listed equipment.

### Disclaimers:

This report must not be used by the customer to claim product certification, approval or endorsement by NVLAP, NIST or any agency of Federal Government.

Report Prepared by : Keyur Patel

Test Report Released by:



Jeff Ahn  
Engineering Manager

Test Report Reviewed by:



Steve Kang  
Quality Assurance

*\*Attached are photometric data reports. Total number of pages: 8*



8165 E. Kaiser Blvd. Anaheim, CA 92808  
p. 714.282.2270  
f. 714.676.5558

## Photometric Test Report

### IES FLOOD REPORT

PHOTOMETRIC FILENAME : L111407106.IES

### DESCRIPTIVE INFORMATION (From Photometric File)

IESNA:LM-63-2002  
[TEST] L111407106  
[TESTLAB] LIGHT LABORATORY, INC.  
[ISSUE DATE] 12/09/2014  
[MANUFAC] CAST LIGHTING  
[LUMCAT] CCW270  
[LUMINAIRE] 2"DIA. X 12-1/2"H. LED LUMINAIRE  
[MORE] CLEAR LENS  
[BALLASTCAT] N.A.  
[BALLAST] N.A.  
[LAMPPOSITION] 0,0  
[LAMPCAT] N/A  
[OTHER] INDICATING THE CANDELA VALUES ARE ABSOLUTE AND  
[MORE] SHOULD NOT BE FACTORED FOR DIFFERENT LAMP RATINGS.  
[INPUT] 12VAC, 4.33W  
[TEST PROCEDURE] IESNA:LM-79-08

Note: Candela values converted from Type-C to Type-B

### CHARACTERISTICS

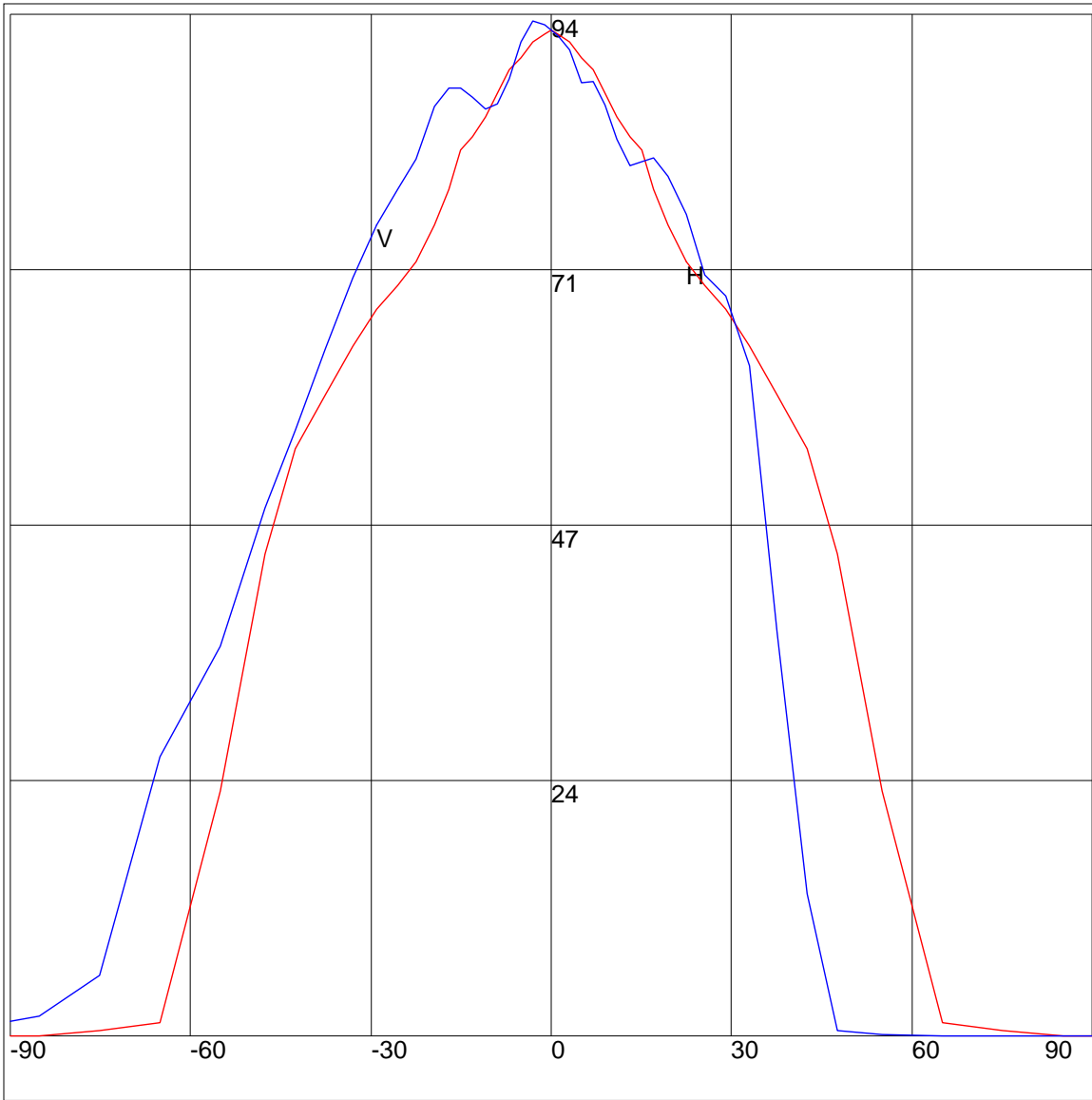
NEMA Type	6 H x 6 V
Maximum Candela	94.42
Maximum Candela Angle	-3H -3V
Horizontal Beam Angle (50%)	92.3
Vertical Beam Angle (50%)	83.6
Horizontal Field Angle (10%)	123.5
Vertical Field Angle (10%)	117.4
Lumens Per Lamp	N.A. (absolute)
Total Lamp Lumens	N.A. (absolute)
Beam Lumens	118
Beam Efficiency	N.A.
Field Lumens	160
Field Efficiency	N.A.
Spill Lumens	4
Luminaire Lumens	164
Total Efficiency	N.A.
Total Luminaire Watts	4.33
Ballast Factor	1.00

**IES FLOOD REPORT**  
**PHOTOMETRIC FILENAME : L111407106.IES**

**AXIAL CANDELA**

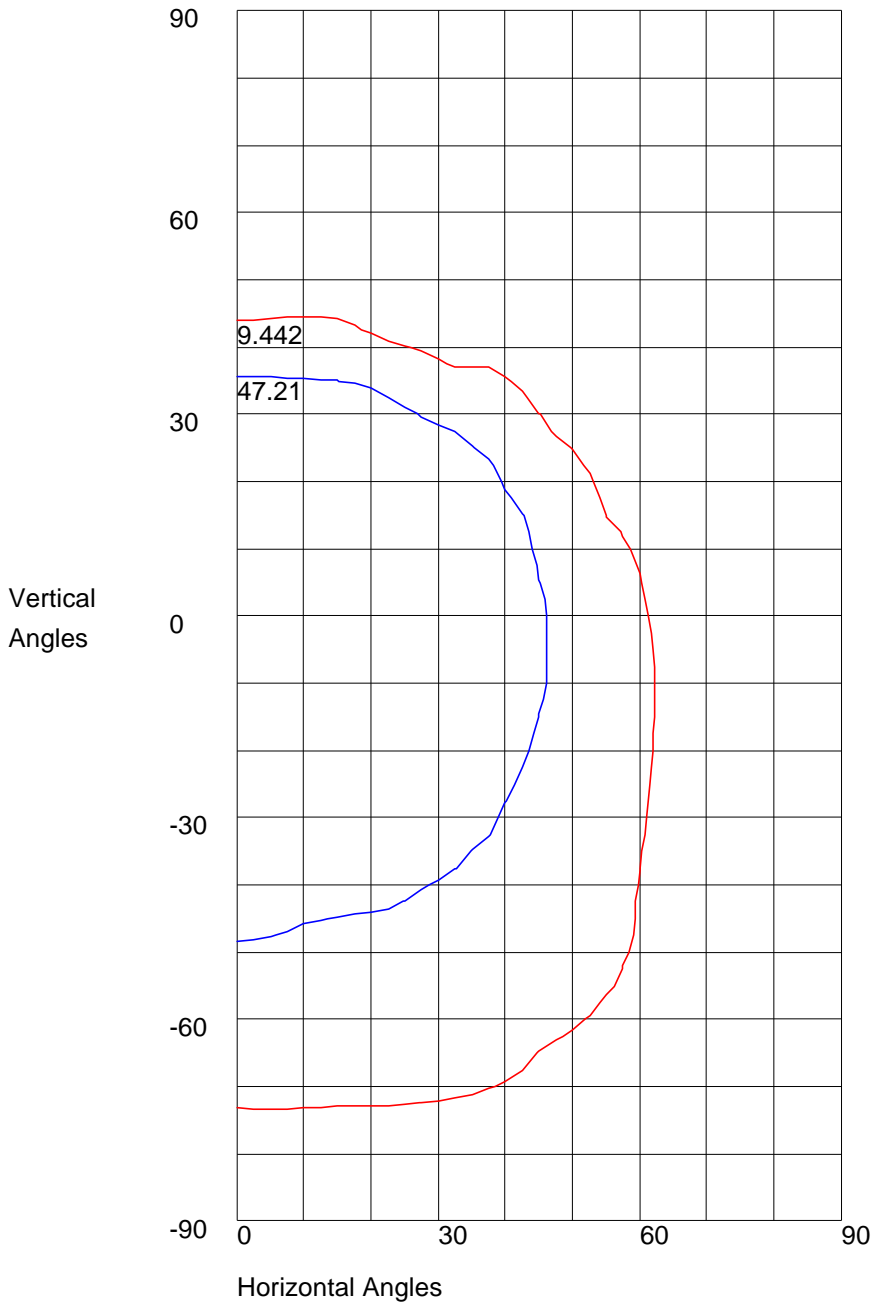
DEG.	HOR.	DEG.	VERT.
90	0	90	0
85	0	85	0
75	.59	75	0
65	1.26	65	0
55	22.64	55	.17
47.5	44.53	47.5	.5
42.5	54.34	42.5	13.25
37.5	59.29	37.5	37.4
33	63.72	33	61.93
29	67.23	29	68.38
25.5	69.31	25.5	70.4
22.5	71.54	22.5	75.98
19.5	74.93	19.5	79.5
17	78.24	17	81.19
15	81.94	15	80.85
13	83.09	13	80.48
11	84.88	11	82.88
9	87.13	9	86
7	89.28	7	88.16
5	90.41	5	88.06
3	91.83	3	91.08
1	92.63	1	92.49
0	92.93	0	92.93
-1	92.63	-1	93.47
-3	91.83	-3	93.8
-5	90.41	-5	91.91
-7	89.28	-7	88.49
-9	87.13	-9	86.13
-11	84.88	-11	85.67
-13	83.09	-13	86.71
-15	81.94	-15	87.55
-17	78.24	-17	87.58
-19.5	74.93	-19.5	85.91
-22.5	71.54	-22.5	81.01
-25.5	69.31	-25.5	78.22
-29	67.23	-29	75.02
-33	63.72	-33	70.05
-37.5	59.29	-37.5	63.57
-42.5	54.34	-42.5	56.02
-47.5	44.53	-47.5	48.81
-55	22.64	-55	36.06
-65	1.26	-65	25.83
-75	.59	-75	5.7
-85	0	-85	1.85
-90	0	-90	1.34

AXIAL CANDELA DISPLAY



Maximum Candela = 94.42 Located At Horizontal Angle =-3, Vertical Angle =-3  
H - Horizontal Axial Candela  
V - Vertical Axial Candela

ISOCANDELA CURVES



Maximum Candela = 94.42 Located At Horizontal Angle =-3, Vertical Angle =-3  
50% Maximum Candela = 47.21  
10% Maximum Candela = 9.442