



Pool & spa rated.

All 304 stainless steel cabinet (Model # CJ600SSMT only).

6.5"

Black powder coated steel (Model # CJ600PSMT only).

Totally encapsulated toroidal core. No vent required.

Photocell quick connect.

Right side photocell knockout.

Primary adjuster switch – provides method to boost all taps by one volt.

Two secondary magnetic circuit breaker on/off zones

Any one tap can handle 100% of the capacity of the transformer.

Terminal block can handle up to 7 pcs. #10 wire. Connections must be tight!

5' pigtail power cord.

120v CJ600 PSMT
120v CJ600SSMT
220v, 50/60Hz. E1...
240v, 50/60Hz E2...

Timer/X-10 control port.

Left side photocell knockout.

Tin coated 125°C internal wiring.

No wire nuts required.

Use wire labeling pad (CAST # CMPAD) to identify wire runs.

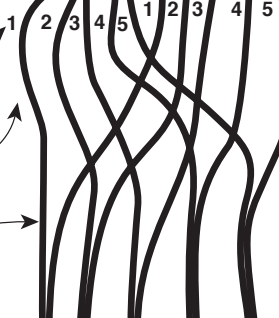
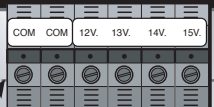
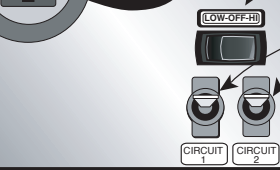
Wiring compartment.

6 Knockouts provided — 1/2" & 3/4".

Tin coated marine grade No-Ox® home run field wires #12-2 or #10-2.

Drawing not to scale

15"



Voltage taps: 12v, 13v, 14v & 15v

MODEL #		Transformer Typical Installation Detail
CJ600PSMT, CJ600SSMT E1CJ600SSMT, E2CJ600SSMT JOURNEYMEN SERIES		NOTES: <ul style="list-style-type: none"> • Make sure home run wires are tight in the terminal blocks. Loose/poor connections will melt the block and damage the transformer. • Field repairable breakers, terminals, timer and photocell. • For transformer sizing see CAST "Transformer and System Installation Guide" • For transformer mounting information see "Transformer Stand Detail".
Rev. 1-06-05	Plan Symbol:	